

CANYON MODELS

2023 FEATURES, SPECS AND OPTIONS



Preproduction models shown throughout. Actual production models may vary. We have tried to make this guide comprehensive and factual. We reserve the right, however, to make changes at any time, without notice, in prices, colors, materials, equipment, specifications, models and availability. Specifications, dimensions, measurements, ratings and other numbers in this guide and other printed materials provided at the dealership or affixed to vehicles are approximations based on design and engineering drawings, prototypes and laboratory tests. Your vehicle may differ due to variations in manufacture and equipment. Since some information may have been updated since the time of publication, please check with your GMC dealer for complete details.

GMC
WE ARE PROFESSIONAL GRADE

YOUR CANYON AWAITS

KEY FEATURES

See your GMC dealer or gmc.com for more feature details and requirements.

EXTERIOR



ELEVATION



AT4



AT4X



DENALI

Red Recovery Hooks, Front ¹	—	●	●	—
Black Recovery Hooks, Front ¹	●	—	—	●
Wheels, 17" Black High-Gloss Machined Aluminum	—	—	●	—
Wheels, 18" Dark Gray Painted Aluminum	●	—	—	—
Wheels, 18" Dark Gray Machined Aluminum	—	●	—	—
Wheels, 20" Diamond-Cut Dark Gray Aluminum	—	—	—	●
Wheels, 20" Full-Gloss Dark Gray Machined Aluminum	—	○	—	—
Accessory Wheels, ² 22" Low-Gloss Black With Machined Outer Spokes	—	—	—	○
LED Projector Headlamps With Fade-On/Fade-Off Animations, LED Turn Signals and Daytime Running Lamps	●	●	●	●
LED Fog Lamps	○	●	●	●
5" Rectangular Chrome Assist Steps	—	—	—	●
Off-Road Rocker Protection, Black	—	—	●	—
Spray-on Bedliner	○	○	●	●

ELEVATION

AT4

AT4X

DENALI

● Standard ○ Available — Not Available

¹To avoid the risk of injury, never use recovery hooks to tow a vehicle. For more information, see the Recovery Hooks section of the vehicle Owner's Manual.
²Use only GM-approved tire and wheel combinations. See gmc.com/accessories for important tire and wheel information, or see your dealer.

YOUR CANYON AWAITS

KEY FEATURES

See your GMC dealer or gmc.com for more feature details and requirements.

INTERIOR

- Rear Air Vents
- Dual-Zone Automatic Climate Control
- Keyless Open and Start; Includes Remote Keyless Entry
- Leather-Appointed Front Seats (Front and Rear on Denali)
- Tilt and Telescoping Steering Column, Manual
- 8-Way Power Driver-Seat Adjuster
- Power Driver Lumbar Control
- Ventilated Front Seats
- Heated Front Seats
- Bose® 7-Speaker Premium Audio System
- All-Weather Floor Liners
- Carpeted Floor Mats
- Power Sunroof, Inner Sliding With Manual Shade

ELEVATION

AT4

AT4X

DENALI

ELEVATION



AT4



AT4X



DENALI

	ELEVATION	AT4	AT4X	DENALI
Rear Air Vents	●	●	●	●
Dual-Zone Automatic Climate Control	○	●	●	●
Keyless Open and Start; Includes Remote Keyless Entry	●	●	●	●
Leather-Appointed Front Seats (Front and Rear on Denali)	—	○	●	●
Tilt and Telescoping Steering Column, Manual	○	●	●	●
8-Way Power Driver-Seat Adjuster	○	●	●	●
Power Driver Lumbar Control	○	●	●	●
Ventilated Front Seats	—	○	●	●
Heated Front Seats	○	●	●	●
Bose® 7-Speaker Premium Audio System	—	○	●	●
All-Weather Floor Liners	○	○	●	○
Carpeted Floor Mats	●	●	—	●
Power Sunroof, Inner Sliding With Manual Shade	○	○	○	○

● Standard ○ Available — Not Available

YOUR CANYON AWAITS

KEY FEATURES

See your GMC dealer or gmc.com for more feature details and requirements.

CAPABILITY

- 2.7L Turbo High-Output Engine
- 8-Speed Automatic Transmission
- Drive Mode Selector
- Hill Descent Control
- Transfer Case Shield
- Single-Speed AutoTrac Transfer Case
- 2-Speed AutoTrac Transfer Case
- Automatic-Locking Rear Differential
- Electronic-Locking Front and Rear Differentials (Driver-Selectable)
- Off-Road Suspension With 2" Factory Lift and Ultra-Wide Track
- Off-Road Suspension With 3" Factory Lift and Ultra-Wide Track
- Multimatic™ DSSV Dampers

ELEVATION

AT4

AT4X

DENALI

ELEVATION



AT4



AT4X



DENALI

● Standard ○ Available — Not Available

YOUR CANYON AWAITS

KEY FEATURES

See your GMC dealer or gmc.com for more feature details and requirements.

SAFETY AND TECHNOLOGY

Canyon Pro Safety¹ (Includes Forward Collision Alert, Following Distance Indicator [Late availability. Initial Canyon models will require a no-charge software update.], IntelliBeam, Lane Keep Assist With Lane Departure Warning, Automatic Emergency Braking and Front Pedestrian and Bicyclist Braking)

StabiliTrak Stability Control System

Tire Pressure Monitoring System (Excludes Spare Tire) With Tire Fill Alert

Rear Cross Traffic Braking¹

Rear Pedestrian Alert¹

Rear Park Assist¹

Blind Zone Steering Assist¹

Safety Alert Seat¹

High Definition Rear Vision Camera¹

High Definition Surround Vision¹

Wireless Charging²

ELEVATION

AT4

AT4X

DENALI

ELEVATION



AT4



AT4X



DENALI

	ELEVATION	AT4	AT4X	DENALI
Canyon Pro Safety ¹ (Includes Forward Collision Alert, Following Distance Indicator [Late availability. Initial Canyon models will require a no-charge software update.], IntelliBeam, Lane Keep Assist With Lane Departure Warning, Automatic Emergency Braking and Front Pedestrian and Bicyclist Braking)	●	●	●	●
StabiliTrak Stability Control System	●	●	●	●
Tire Pressure Monitoring System (Excludes Spare Tire) With Tire Fill Alert	●	●	●	●
Rear Cross Traffic Braking ¹	○	○	●	●
Rear Pedestrian Alert ¹	○	○	●	●
Rear Park Assist ¹	○	○	●	●
Blind Zone Steering Assist ¹	○	○	●	●
Safety Alert Seat ¹	—	—	●	●
High Definition Rear Vision Camera ¹	●	●	—	—
High Definition Surround Vision ¹	○	○	●	●
Wireless Charging ²	—	○	●	●

● Standard ○ Available — Not Available

CONTINUED

¹Safety or driver-assistance features are no substitute for the driver's responsibility to operate the vehicle in a safe manner. Read the vehicle Owner's Manual for important feature limitations and information. ²The system wirelessly charges one compatible mobile device. Some phones have built-in wireless charging technology and others require a special adapter/back cover. To check for phone or other device compatibility, see my.gmc.com/learn or consult your carrier.

YOUR CANYON AWAITS

KEY FEATURES

See your GMC dealer or gmc.com for more feature details and requirements.

SAFETY AND TECHNOLOGY CONTINUED

Adaptive Cruise Control¹

11.3" Diagonal Premium GMC Infotainment System² With Google built-in³ (3-Year GMC Connected Vehicle Subscription Is Included); Includes Color Touch-Screen, Multi-Touch Display, AM/FM Stereo, Bluetooth^{®4} Streaming Audio for Music and Most Phones, Wireless Apple CarPlay^{®5} and Wireless Android Auto^{™6} Capability for Compatible Phones, Advanced Voice Recognition, In-Vehicle App⁷ Capability and Personalized Profiles for Infotainment and Vehicle Settings

SiriusXM[®] With 360L[®] 3-Month Trial Subscription

Multicolor 6.3" Diagonal Head-Up Display

8" Diagonal Fully Digital Driver Information Center

11" Diagonal Fully Digital Driver Information Center

Two 120-Volt Power Outlets (400 Watts Shared; Includes One in Rear of Console and One Bed-Mounted)

In-Vehicle Trailering App⁹ (Includes Predeparture Checklist, Trailer Maintenance Reminders, Trailer Security Alerts, Trailer Mileage, Tow/Haul Reminder, Trailer Electrical Diagnostics)

ELEVATION

AT4

AT4X

DENALI

ELEVATION



AT4



AT4X



DENALI



● Standard ○ Available — Not Available

¹Safety or driver-assistance features are no substitute for the driver's responsibility to operate the vehicle in a safe manner. Read the vehicle Owner's Manual for important feature limitations and information. ²Functionality varies by model. Full functionality requires compatible Bluetooth and smartphone, and USB connectivity for some devices. ³Google built-in services are subject to limitations, and availability may vary by vehicle, infotainment system and location. Select service plan required. Certain Google actions and functionality may require account linking. User terms and privacy statements apply. Google, Google Play and Google Maps are trademarks of Google LLC. ⁴Go to my.gmc.com/learnabout/bluetooth to find out which phones are compatible with the vehicle. Full Bluetooth feature functionality varies by device, model and software version. ⁵Vehicle user interface is a product of Apple[®] and its terms and privacy statements apply. Requires compatible iPhone[®] and data plan rates apply. Apple CarPlay, Siri, iPhone and Apple Music are trademarks of Apple, Inc., registered in the U.S. and other countries. ⁶To wirelessly use Android Auto on your car display, you need a compatible Android smartphone with an active data plan. You can check which smartphones are compatible at g.co/androidauto/requirements. Android and Android Auto are trademarks of Google LLC. ⁷Available on select 2017 model year and newer GM vehicles with compatible hardware. Third-party trademarks are the property of their respective third-party owners and used under agreement. Requires active service plan and paid AT&T[®] vehicle data plan. See onstar.com for details and limitations. ⁸Certain features require a SiriusXM subscription and the GMC Connected Access plan. See siriusxm.com and onstar.com for details and limitations. ⁹App functionality and features vary with vehicle equipment and trim level. Data connection may be required. Some features require active service plan and working electrical system. Terms and limitations apply.



ELEVATION



AT4



AT4X



DENALI

SELECT PACKAGES

See your GMC dealer or gmc.com for more package details and requirements.

CONVENIENCE PACKAGE Includes driver and front-passenger sliding visors with illuminated vanity mirrors; rear-window defogger; LED front fog lamps; dual-zone automatic climate control; 120-volt power outlet in rear of console; 120-volt bed-mounted power outlet; remote start; inside rearview auto-dimming mirror; rear manual-sliding window; manual tilt/telescoping steering column; 2 charge-only USB ports¹ in rear of console; keyed cylinder lock for tailgate; tailgate storage compartment; front interior courtesy light with dual reading light; outside heated power mirrors; and EZ-Lift and Lower Tailgate (available on Elevation only)

CANYON SAFETY PLUS PACKAGE² Includes Rear Park Assist, Rear Cross Traffic Braking and Blind Zone Steering Assist (available on Elevation and AT4)

PREFERRED PACKAGE Includes 8-way power driver seat with power lumbar and heated driver and front-passenger seats (available on Elevation only)

AT4 PREMIUM PACKAGE Includes Jet Black/Timber perforated leather-appointed front seating surfaces, driver memory recall, 6-way front-passenger seat with power lumbar, rear-seat center armrest, driver-seat back pocket, wireless charging,³ heated steering wheel, ventilated driver and front-passenger seats and Canyon Safety Plus Package² (available on AT4 only)

ELEVATION PREMIUM PACKAGE Includes Jet Black CoreTec seating, rear-seat center armrest, driver-seat back pocket and Canyon Safety Plus Package² (available on Elevation only)

TECHNOLOGY PACKAGE² Includes Rear Pedestrian Alert, Adaptive Cruise Control and High Definition Surround Vision (available on Elevation and AT4)

TECHNOLOGY PLUS PACKAGE² Includes Adaptive Cruise Control, Rear Pedestrian Alert, High Definition Surround Vision and multicolor 6.3" diagonal Head-Up Display (available on AT4 only)

TRAILERING PACKAGE Includes trailer hitch, 7-pin connector and integrated trailer brake controller (available on Elevation; included and only available with the ProGrade™ Trailering System on AT4 and Denali; standard on AT4X)

PROGRADE TRAILERING SYSTEM Includes In-Vehicle Trailering App⁴ and Trailering Package (Elevation includes automatic-locking rear differential) (available on Elevation, AT4 and Denali)

DENALI BLACK EDITION PACKAGE Includes all-weather floor liners, black badge, 20" black aluminum wheels, black assist steps and GMC black chrome exhaust tip (available on Denali only)

¹Not compatible with all devices. ²Safety or driver-assistance features are no substitute for the driver's responsibility to operate the vehicle in a safe manner. Read the vehicle Owner's Manual for important feature limitations and information. ³The system wirelessly charges one compatible mobile device. Some phones have built-in wireless charging technology and others require a special adapter/back cover. To check for phone or other device compatibility, see my.gmc.com/learn or consult your carrier. ⁴App functionality and features vary with vehicle equipment and trim level. Data connection may be required. Some features require active service plan and working electrical system. Terms and limitations apply.

CANYON TOWING



KEY TRAILERING FEATURES

- STABILITRAK WITH TRAILER SWAY CONTROL
- AVAILABLE TOW/HAUL MODE
- AVAILABLE AUTOMATIC-LOCKING REAR DIFFERENTIAL
- AVAILABLE IN-VEHICLE TRAILERING APP¹
- AVAILABLE PREDEPARTURE CHECKLIST
- AVAILABLE TRAILER LIGHT SEQUENCE TEST AND DIAGNOSTICS
- AVAILABLE TRAILER THEFT DETECTION²
- UP TO 10 AVAILABLE CAMERA VIEWS³
- HITCH VIEW³ AND HITCH GUIDANCE³
- AVAILABLE INTEGRATED TRAILER BRAKE CONTROLLER

KEY SPECIFICATIONS

- MAXIMUM AVAILABLE CONVENTIONAL TRAILERING: 7,700 LBS⁴ (6,000 LBS AS SHOWN)
- MAXIMUM HORSEPOWER: 310
- MAXIMUM TORQUE: 430 LB-FT
- MAXIMUM AVAILABLE PAYLOAD: 1,640 LBS⁵ (1,250 LBS AS SHOWN)
- MAXIMUM CARGO BED VOLUME: 41.9 CU. FT.⁶
- MAXIMUM SEATING CAPACITY: 5

POWERTRAIN

- 2.7L TURBO HIGH-OUTPUT ENGINE PAIRED WITH AN 8-SPEED AUTOMATIC TRANSMISSION

¹App functionality and features vary with vehicle equipment and trim level. Data connection may be required. Some features require active service plan and working electrical system. Terms and limitations apply. ²OnStar Safety & Security Plan, working electrical system, cell reception, GPS signal and armed GM factory-installed theft-deterrent system required. Requires contact method on file and enrollment to receive alerts. Message and data rates may apply. Service availability, features and functionality vary by vehicle. Services do not prevent theft or protect against damage or loss. OnStar links to emergency services. See onstar.com for details and limitations. ³Safety or driver-assistance features are no substitute for the driver's responsibility to operate the vehicle in a safe manner. Read the vehicle Owner's Manual for important feature limitations and information. ⁴7,700-lb rating requires properly equipped Canyon Elevation, AT4 or Denali with available ProGrade Trailering System. Maximum trailering ratings are intended for comparison purposes only. Before you buy a vehicle or use it for trailering, carefully review the trailering section of the Owner's Manual. The trailering capacity of your specific vehicle may vary. The weight of passengers, cargo and options or accessories may reduce the amount you can trailer. ⁵1,640-lb rating requires properly equipped 2WD Elevation. These maximum payload ratings are intended for comparison purposes only. Before you buy a vehicle or use it to haul people or cargo, carefully review the vehicle loading section of the Owner's Manual and check the carrying capacity of your specific vehicle on the label on the inside of the driver's doorjamb. ⁶Cargo and load capacity limited by weight and distribution.

TRAILERING CAPABILITY AND POWERTRAIN SPECIFICATIONS

SPECIFICATIONS

ENGINE	TRIM	MAX GVWR (LBS) ¹	MAX GCWR (LBS) ²	AXLE RATIO	MAX CONVENTIONAL TRAILER WEIGHT RATING (LBS) ³	MAX PAYLOAD (LBS) ⁴
2.7L Turbo High-Output	Elevation 2WD	6,100	13,250	3.42	7,700	1,640
	Elevation 4WD	6,250	13,250	3.42	7,700	1,590
	AT4 4WD	6,250	13,250	3.42	7,700	1,550
	AT4X 4WD	6,250	11,600	3.42	6,000	1,250
	Denali 4WD	6,250	13,250	3.42	7,700	1,360

ENGINE SPECIFICATIONS

ENGINE	BORE & STROKE (IN./MM)	BLOCK MATERIAL	CYLINDER HEAD MATERIAL	COMPRESSION RATIO	VALVETRAIN	FUEL DELIVERY	HORSEPOWER	TORQUE
2.7L Turbo High-Output	3.63 x 4.01 / 92.25 x 102	Cast aluminum	Cast aluminum	10.0:1	Dual overhead camshafts, four valves per cylinder, tri-power valvetrain with continuously Variable Valve Timing, variable valve lift and Active Fuel Management	Direct high-pressure fuel injection	310 @ 5600	430 @ 3000

TRANSMISSION SPECIFICATIONS

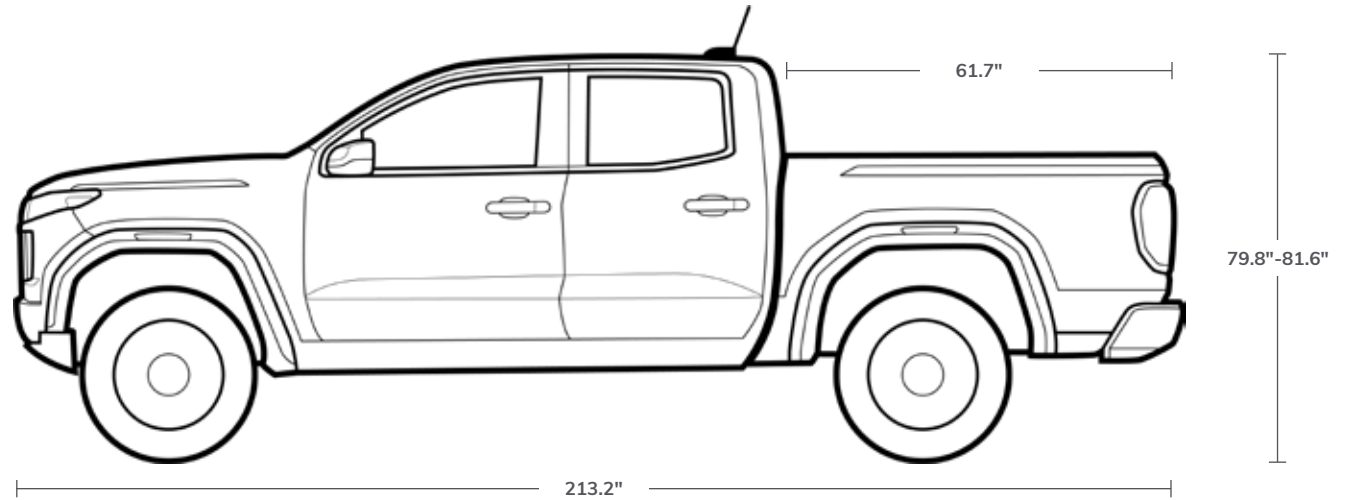
TRANSMISSION TYPE	GEAR RATIOS (-1)	FIRST	SECOND	THIRD	FOURTH	FIFTH	SIXTH	SEVENTH	EIGHTH	REVERSE	FINAL DRIVE RATIO
8L80 8-speed automatic		4.56	2.97	2.08	1.69	1.27	1.00	0.85	0.65	3.82	3.42

¹Maximum Gross Vehicle Weight Rating (GVWR). When properly equipped; includes weight of vehicle, passengers, cargo and equipment. ²Gross Combination Weight Rating (GCWR). When properly equipped; includes weight of vehicle and trailer combination, including the weight of driver, passengers, fuel, optional equipment and cargo in the vehicle and trailer. ³Requires properly equipped vehicle with available ProGrade Trailering System. Maximum trailering ratings are intended for comparison purposes only. Before you buy a vehicle or use it for trailering, carefully review the trailering section of the Owner's Manual. The trailering capacity of your specific vehicle may vary. The weight of passengers, cargo and options or accessories may reduce the amount you can trailer. ⁴These maximum payload ratings are intended for comparison purposes only. Before you buy a vehicle or use it to haul people or cargo, carefully review the vehicle loading section of the Owner's Manual and check the carrying capacity of your specific vehicle on the label on the inside of the driver's doorjamb.

CANYON CREW CAB DIMENSIONS

CANYON CREW CAB

Canyon Crew Cab comes in 2WD or 4WD models with a short bed.



DIMENSIONS (IN.)	CREW CAB SHORT BED
WHEELBASE	131.4
OVERALL LENGTH	213.2
BODY WIDTH, WITH MIRRORS	84.4
FRONT HEAD ROOM	40.3 (39.2 w/sunroof)
REAR HEAD ROOM	38.3
FRONT LEG ROOM	45.2
REAR LEG ROOM	34.7
CARGO BED LENGTH, AT FLOOR	61.7

MAX CAPACITIES	CREW CAB SHORT BED (2WD/4WD)
CARGO BED VOLUME (CU. FT.) ¹	41.9
FUEL TANK (GAL., APPROX.)	21.5
SEATING	5

¹Cargo and load capacity limited by weight and distribution.

TRAILERING HIGHLIGHTS

PROGRADE TRAILERING SYSTEM

GMC's available ProGrade Trailering System includes advanced technologies for increased confidence when towing a trailer. It helps when hooking up your trailer and while on the road with maintenance reminders, trailer electrical diagnostics, trailer theft detection¹ and more.

IN-VEHICLE TRAILERING APP²

The in-vehicle Trailering App² included with the available ProGrade Trailering System is integrated into Canyon's infotainment system³ and includes the ability to create five defined trailer profiles based on trailer name, trailer type and trailer hitch type. There are also maintenance reminders, a predeparture checklist, a Trailer Light Sequence Test and a counter for trailer mileage and fuel economy.

myGMC MOBILE APP⁴

The available myGMC Mobile App⁴ allows you to create and manage trailer profiles (shareable with other compatible Canyon owners), run Trailer Light Sequence Tests to help ensure trailer lights are in working order and reference a predeparture checklist. You can view and receive alerts on key components of your trailer such as trailer miles. There's also a glossary filled with trailering-related materials.

HITCH VIEW AND HITCH GUIDANCE

This standard trailering-assistance technology helps when backing up to a trailer. Hitch View⁵ displays a zoomed-in view of the hitch area to assist with aligning the vehicle's hitch ball with the trailer coupler and monitoring the trailer connection.

In addition, Hitch Guidance⁵ displays a single centered guidance line on the infotainment display to assist in aligning the vehicle's hitch with a trailer coupler. When driving, it allows you to check your trailer using the Rear Vision Camera view.⁵

¹OnStar Safety & Security Plan, working electrical system, cell reception, GPS signal and armed GM factory-installed theft-deterrent system required. Requires contact method on file and enrollment to receive alerts. Message and data rates may apply. Service availability, features and functionality vary by vehicle. Services do not prevent theft or protect against damage or loss. OnStar links to emergency services. See onstar.com for details and limitations. ²App functionality and features vary with vehicle equipment and trim level. Data connection may be required. Some features require active service plan and working electrical system. Terms and limitations apply. ³Functionality varies by model. Full functionality requires compatible Bluetooth and smartphone, and USB connectivity for some devices. ⁴Available on select Apple® and Android™ devices. Service availability, features and functionality vary by vehicle, device and the plan you are enrolled in. Terms apply. Device data connection required. See onstar.com for details and limitations. ⁵Safety or driver-assistance features are no substitute for the driver's responsibility to operate the vehicle in a safe manner. The driver should remain attentive to traffic, surroundings and road conditions at all times. Visibility, weather and road conditions may affect feature performance. Read the vehicle Owner's Manual for more important feature limitations and information.

myGMC MOBILE APP



NEW AND INNOVATIVE WAYS TO TAKE CONTROL

The available myGMC Mobile App¹ elevates your ownership experience in many ways. It's also a powerful and useful tool when it comes to trailering.

IN A PROPERLY EQUIPPED VEHICLE, YOU'LL HAVE THESE USEFUL FUNCTIONS AT YOUR FINGERTIPS:

- TRAILER LIGHT SEQUENCE TEST
- PREDEPARTURE CHECKLIST
- PROFILE SHARING
- GLOSSARY OF TERMS
- MAINTENANCE REMINDERS
- MILEAGE AND FUEL ECONOMY COUNTER

CANYON CAMERA SYSTEM

UP TO

10

AVAILABLE
CAMERA
VIEWS

1. FRONT CAMERA VIEW
2. REAR CAMERA VIEW
3. SURROUND VIEW
4. FRONT SIDE VIEW
5. REAR SIDE VIEW
6. FRONT TOP-DOWN VIEW
7. REAR TOP-DOWN VIEW
8. HITCH VIEW
9. FRONT UNDERBODY VIEW
10. REAR UNDERBODY VIEW

Canyon offers up to 10 available camera views including first-in-class front and rear underbody cameras to help provide more views around and under your truck.

GUIDANCE LINES When selected, guidance lines show the current and intended vehicle path, and are available in Front/Rear Camera Views, Front/Rear Top-Down Views and Surround View.

HITCH GUIDANCE When Hitch Guidance is selected, a single centered guidance line will display within the Rear Camera View on the infotainment display. To assist with aligning the vehicle's hitch with a trailer coupler, align the Hitch Guidance line with the trailer coupler by continuously steering the vehicle to keep the guidance line centered. Park Assist overlays will not display when the Hitch Guidance line is active.



Safety or driver-assistance features are no substitute for the driver's responsibility to operate the vehicle in a safe manner. The driver should remain attentive to traffic, surroundings and road conditions at all times. Visibility, weather and road conditions may affect feature performance. Read the vehicle Owner's Manual for more important feature limitations and information.

AVAILABILITY

SELECT TRAILERING TECHNOLOGY AVAILABILITY BY VEHICLE

	CANYON	SIERRA 1500
In-vehicle Trailering App ¹	○	○
myGMC Mobile App ²	○	○
Smart trailer integration	—	○
Traction Select System with Tow/Haul mode	○	○
Auto electric parking brake	●	●
Hill Start Assist	●	●
Trailering mirrors	—	○
Integrated trailer brake controller	○	○
Trailer Sway Control	●	●
Transmission temperature gauge	●	○
Hitch Guidance ³	●	○
Rear Vision Camera ³	●	●
High Definition Surround Vision ³	○	○
Trailering hitch platform	○	○
7-wire harness with independent fused trailering circuits	○	●
7-pin and 4-pin connector	○ (7-pin)	○
Up to 14 available camera views ⁴ , including transparent trailer view ⁵	—	○
Up to 10 available camera views ³	○	—
Rear Trailer Guidelines with Trailer Angle Indicator ⁵	—	○
Trailer Length Indicator ⁵	—	○
Jack-Knife Alert ⁵	—	○

FOR MORE INFORMATION ON THESE TECHNOLOGIES, VISIT GMC.COM.

● Standard ○ Available — Not Available

¹App functionality and features vary with vehicle equipment and trim level. Data connection may be required. Some features require active service plan and working electrical system. Terms and limitations apply. ²Available on select Apple® and Android devices. Service availability, features and functionality vary by vehicle, device and the plan you are enrolled in. Terms apply. Device data connection required. See onstar.com for details and limitations. ³Safety or driver-assistance features are no substitute for the driver's responsibility to operate the vehicle in a safe manner. Read the vehicle Owner's Manual for important feature limitations and information. ⁴Safety or driver-assistance features are no substitute for the driver's responsibility to operate the vehicle in a safe manner. Read the vehicle Owner's Manual for important feature limitations and information. Some camera views require available accessory camera and installation. Not compatible with all trailers. See your dealer for details. ⁵Feature not compatible with fifth-wheel or gooseneck trailers. Requires available accessory camera and installation.

IMPORTANT TERMS

CURB WEIGHT

The weight of a vehicle with all of the standard and optional equipment and a full tank of fuel, but without any passengers or cargo.

GROSS VEHICLE WEIGHT (GVW)

The combined weight of the vehicle and all passengers and cargo.

GROSS VEHICLE WEIGHT RATING (GVWR)

This number is the maximum amount a tow vehicle may weigh. Everything that contributes to the weight of the tow vehicle is featured in this rating, including the weight of the vehicle, driver and all passengers, fuel, payload, tongue load of the trailer, the weight of the hitch and all optional equipment. The GVWR is displayed on the driver's door or door-lock pillar label of your GMC vehicle. The GVW must never exceed the GVWR.

GROSS COMBINED WEIGHT (GCW)

The GVW plus the loaded trailer weight.

GROSS COMBINED WEIGHT RATING (GCWR)

The total allowable weight of the completely loaded vehicle and trailer, including any fuel, passengers, cargo, equipment and accessories.

CARGO WEIGHT

The weight of all items added to the curb weight of the vehicle, including cargo and optional equipment. When towing, cargo weight also includes the trailer tongue or hitch weight.

MAX PAYLOAD

The maximum allowable weight of passengers plus cargo that the vehicle is designed to carry.

GROSS AXLE WEIGHT (GAW)

The total weight placed on a single axle (front or rear).

GROSS AXLE WEIGHT RATING (GAWR)

This is the weight that each axle is capable of supporting. The load on each axle must not exceed the GAWR. The GAWR for each GMC vehicle is displayed on the driver's door or door-lock pillar label.

GROSS TRAILER WEIGHT

The weight of a loaded trailer.

TONGUE (OR HITCH) WEIGHT

The tongue weight is the total amount of trailer weight that is pressing down on the trailer hitch. Keep in mind that the way a trailer is loaded affects the overall tongue weight and will also affect the handling of the tow vehicle when trailering.

TRAILER HITCH TYPES

SELECTING THE RIGHT HITCH

Choosing the right hitch, while ensuring proper electrical connections are made, affects how your vehicle handles, corners and brakes, and allows you to alert other drivers of your intentions. Before selecting a hitch or trailering package, you should be familiar with the weight ratings specific to your GMC vehicle.

WEIGHT-CARRYING HITCH

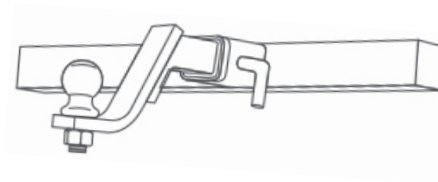
This consists of a hitch ball mounted on a step bumper or draw bar, or a tow eye latched to a pintle hook. Hitch balls are available in a range of sizes. Make sure that the diameter of your hitch ball matches your trailer coupler. Also check that the ball and ball mount meet or exceed the Gross Trailer Weight Rating.

WEIGHT-DISTRIBUTING HITCH

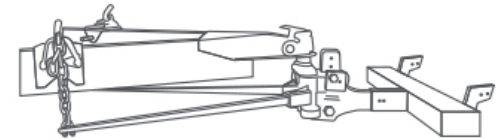
This is most often used for heavier trailering. This hitch type more evenly distributes the trailer load by using spring bars to shift some of the hitch weight forward onto the tow vehicle's front axle and rearward to the trailer's axles.



HITCH BALL ON STEP BUMPER



HITCH BALL ON DRAW BAR



WEIGHT-DISTRIBUTING HITCH